



GRADY - WHITE

2022

GRADY-WHITE'S 2022 LINE UP

Grady-White's remarkable 2022 boat line up includes 25 models from 18 to 45 feet. You will find no finer boat than a Grady-White.
Our passion is to build the perfect boat for you to enjoy.

DUAL CONSOLE

Freedom 215 

Freedom 235 

Freedom 255 

Freedom 275 

Freedom 285 


Freedom 307 

Freedom 325 

Freedom 335 

Freedom 375 

CENTER CONSOLE

Fisherman 180 

Fisherman 216 

Fisherman 236 

Fisherman 257 


Canyon 271 

Canyon 306 


Canyon 326 

Canyon 336 

Canyon 376 

Canyon 456 

WALKAROUND CABIN


Adventure 208 

Gulfstream 232 


Marlin 300 

EXPRESS CABIN

Express 330 

Express 370 

COASTAL EXPLORER

251 CE 

"We took delivery of our Freedom 325 a month ago and haven't stopped smiling since! This is our first Grady and the largest boat we've owned...awesome upgrades on both fronts! We are absolutely loving the layout and spaciousness of this boat and the ride is incredible! The Freedom 325 is perfect for everything we enjoy about being on the water...we're hooked on Grady!"

FT. MYERS, FLORIDA



Canyon 336



Canyon 456



"I never wanted to be the biggest...I wanted to be the best!" – Eddie Smith

HERITAGE

Established in 1959 in Greenville, North Carolina, Grady-White has earned a legendary reputation for building ruggedly elegant coastal fishing boats, developing great craftsmen, and nurturing strong customer relationships. Since buying the company in 1968, Eddie Smith has set the bar high for the Grady-White team to achieve uncompromising quality through exceptional attention to detail.

Today, this results in a company that embodies integrity, pride in work well done, and care for customer and community. Grady-White's secret to success is listening to customers' wants and needs, and then having engaged leadership and craftsmen incorporate these wish lists into features and products that truly enhance function and enjoyment.

Because Eddie Smith respects the environment and understands outdoor recreation is a great gift to protect, Grady-White is a steadfast advocate and contributor to fisheries conservation, education, and waterways management. Grady-White is proud to invest in enriching the lives of our customers, employees, suppliers, and our community.

Learn more about all things Grady on our website: gradywhite.com.



Freedom 325



Express 370

*Grady-White delivers boating's driest, softest, and most stable ride through our unique multi-faceted SeaV²® hull design.
Truth is, boat length for boat length, there is no ride that compares.*

AWARD-WINNING PERFORMANCE

Grady-White is one of the most renowned saltwater boat manufacturers in the world. One reason is Grady-White's SeaV²® hull performance—ranked #1 in every J.D. Power and Associates marine study ever done.

Grady-White's hull shape continuously sharpens from the transom to the bow, ranging from under 20 degrees deadrise at the stern to a sea-cutting 30 degrees or so amidships, then reaching a wave-slicing 50-plus degrees at the bow. That deeper vee forward means a softer ride you won't find on other hulls. Less vee at the transom gives superior stability when you need it. And, the soft ride of a SeaV² hull is accomplished without sacrificing fuel efficiency.

Designed exclusively for Grady-White by C. Raymond Hunt Associates, Inc., originators of the modified vee, the SeaV² hull combines all these features to assure that you will have a great day on the water every time you use your boat, no matter what the conditions. Test ride a SeaV² hull, and you will know the difference!





Canyon 376



Canyon 326

A close look reveals that Grady-White's record of trademarked, patented, and exclusive innovations is unmatched by any competitive brand.

DESIGN INTEGRITY


Everyone at Grady-White is emotionally committed to building the best boat possible for every customer. We are in touch with our customers. We meet them through factory visits, Grady Owners' Clubs, boat shows, and dealer events. We personally answer calls, letters, and emails. We read every customer survey and have two-way communication through our website, publications, informal customer forums, and social media.

Customers inspire us. We get excited about the synergy that results from incorporating their ideas with ours to create new designs (even new patents!). As a result, Grady-White delivers satisfaction and value beyond any other manufacturer. Surveys have proven this, and when you ask any Grady-White owner they will tell you: Get the Grady!

Aboard a Grady-White, special features and equipment are precisely engineered by our staff of design professionals who are masters at integrating customer requests into every design. In addition, we invite other world-class structural and mechanical engineers and aesthetic stylists to enhance our ideas. Every Grady-White is examined and reexamined to make sure we are hitting the mark.

The sea does not compromise. Neither should you!








The finest materials, the most skilled and experienced craftsmen, and unrivaled attention to detail, result in a better boat for you!

EXCEPTIONAL ATTENTION TO DETAIL

A combination of factors allows us to accomplish true excellence and offer more exclusive features. This includes better hardware, superior laminates, structural integrity, and unsinkable foam flotation—quality components you will not find in other brands. From product design, to the materials, to the craftsmen; from our factory environment, workflow, and the tools we use; from our customer support, exclusive Captain Grady app, and superb dealer training—all of these come together to provide a boat that is unequaled in elegant form and exquisite function, and a boating experience that is unmatched.

Visitors to the plant always comment on the inspired team they meet when touring our facility, and the pride evident in their work. Our craftsmen are very thorough and highly experienced. Our designers and engineers are meticulous. Leaders ensure that all team members have everything needed to enthusiastically contribute their creative energy. Every person in every position contributes to the accomplishment of delivering the product satisfaction and reliability that you deserve.

You are cordially invited to visit our facility and see for yourself our amazing craftsmen and processes. Call or go to gradywhite.com to schedule your visit and see the difference.

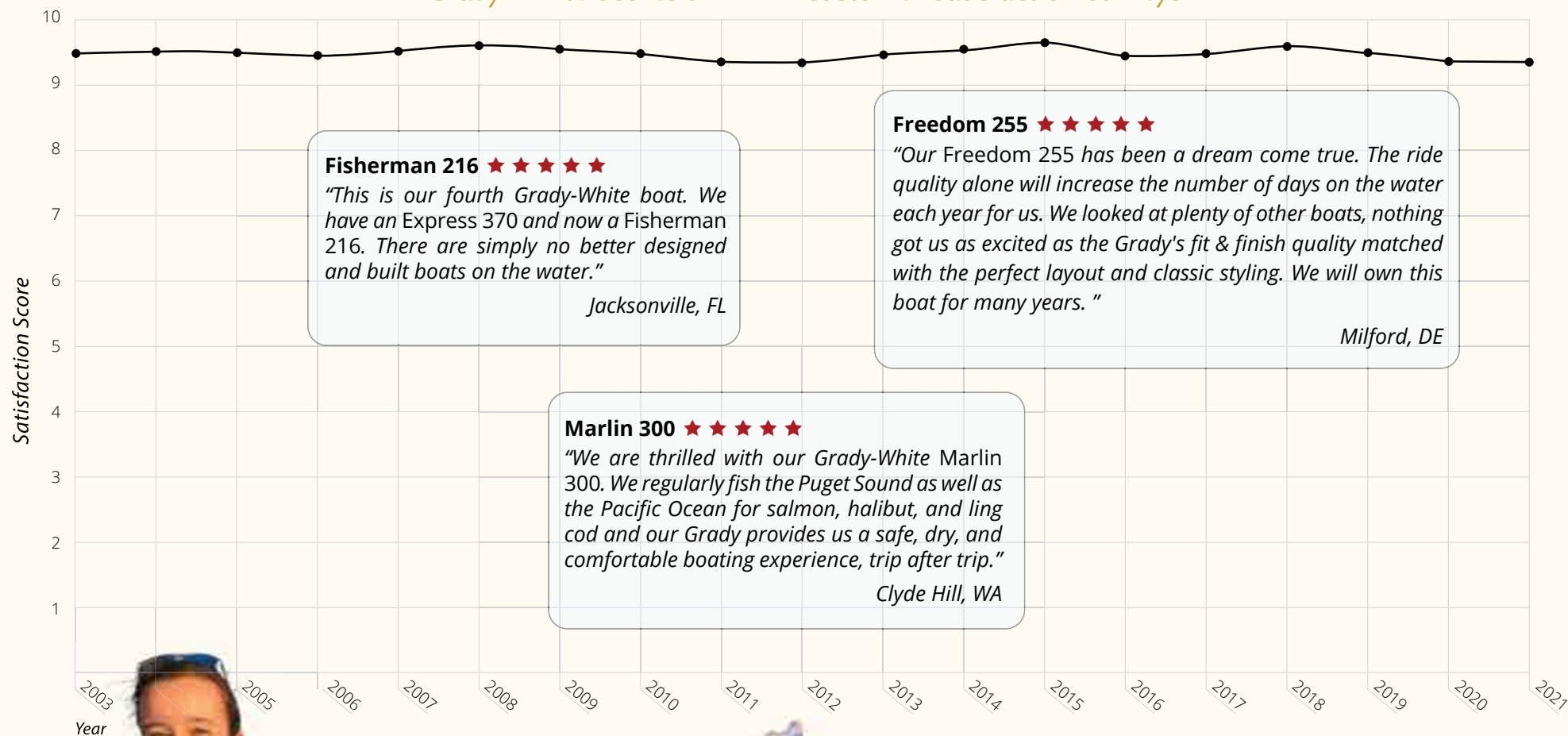




Freedom 335

EXCEPTIONAL CUSTOMER SATISFACTION

Grady-White Scores 9+ in All Customer Satisfaction Surveys



Fisherman 216 ★★★★★

"This is our fourth Grady-White boat. We have an Express 370 and now a Fisherman 216. There are simply no better designed and built boats on the water."

Jacksonville, FL

Freedom 255 ★★★★★


"Our Freedom 255 has been a dream come true. The ride quality alone will increase the number of days on the water each year for us. We looked at plenty of other boats, nothing got us as excited as the Grady's fit & finish quality matched with the perfect layout and classic styling. We will own this boat for many years."

Milford, DE

Marlin 300 ★★★★★

"We are thrilled with our Grady-White Marlin 300. We regularly fish the Puget Sound as well as the Pacific Ocean for salmon, halibut, and ling cod and our Grady provides us a safe, dry, and comfortable boating experience, trip after trip."

Clyde Hill, WA



Awarded
19 for 19



Awarded
8 for 8



*See gradywhite.com
for more customer
ratings & reviews.*


For more than 60 years, Grady-White Boats, dealers, and our entire team of associates have been unique in providing a higher level of owner confidence, boating pleasure, and customer satisfaction.

WORLD-CLASS CUSTOMER SATISFACTION

Grady-White Boats' customer satisfaction is what differentiates us from all other boat brands. Thanks largely to continuous private ownership and consistent vision and values, Grady-White Boats, for over 60 years, has achieved levels of satisfaction attained by only a few premium products in any industry. We have done so by adhering to the core principle of working hard to delight customers. Genuine customer satisfaction takes tremendous effort and consistency over the long-term, and Grady-White is unique in doing so.

The company has earned respect, appreciation, and praise from four generations of happy customers, ranking highest in every single objective measure of excellence in customer satisfaction ever done in the marine industry, including every J.D. Power and Associates marine study and every one of the National Marine Manufacturers Association Customer Satisfaction Index Awards. Working together, our craftsmen, dealers, and business associates have achieved an unprecedented and unmatched record of delivering the ultimate boating experience. This world-class quality, reliability, and performance are attributes of the Grady-White family as well as of the boats themselves.

Ask a Grady owner and he or she will tell you that Grady-White is the best choice in boating.





Canyon 376



The Grady Life reflects the pride, joy, and confidence you have in owning a Grady. Enjoy your great Grady days with family and friends, or on an outing with fellow owners in one of the many Grady-White Owners' Clubs.

THE GRADY LIFE: A BETTER BOATING EXPERIENCE

Grady Owners' Club and dealership events are the social hub for The Grady Life. Activities include tournaments, seminars, customer appreciation parties, overnights, and day trips. All of this builds confidence for new or broadened adventures, whether a local raft-up, lunch cruise, or a multi-day ocean passage.

Exceptional camaraderie extends across regions, with clubs joining together for seasonal tournaments, popular outings, and annual Gradypaloozas. Grady owners are a great source of information for all kinds of tips, boating wisdom, and local knowledge. You may even hear about a new fishing hot spot or dream cruise! Most of all, Grady owner get-togethers give us the opportunity to learn, laugh, and play alongside our customers. This way we can design products to delight and inspire you, our customers, just the way you delight and inspire us!

Check out the Grady-White website for marvelous photographs from customers around the world and see the calendar of events. Follow Grady enthusiasts on social media as they recount their memories of a lifetime. Whether it's your first boat or your twentieth, a new Grady-White is the best boat to own, and The Grady Life is the best boating lifestyle. We can't wait to share the Grady-White difference with you!

Get the Grady!





Canyon 326

Freedom 335

Canyon 456

Canyon 376

Grady's exclusive SeaV²® hull design is unlike any other. The signature continuously variable vee progression from stern to bow produces a ride superior to any competitor.



Freedom 335


AWARD-WINNING INNOVATIVE DESIGNS

The finest materials, the most skilled and experienced craftsmen, and attention to detail result in a better boat for you!

- 1. The bow anchor locker with windlass** allows quick access to the anchor for safety. Power windlass remote switches are located at both the helm and the windlass.
- 2. Dry storage.** Every Grady has plenty, just what you need to enjoy many activities on the water. Room for tow tools and toys, fishing and dive gear, picnic supplies, towels, extra clothing, personal items, and more.
- 3. Easy to maintain and clean, stainless steel lined drink holders** are everywhere you need them. Convenient, and fewer slippery spills for safety!
- 4. Safety windshield.** We select the right material for each boat to give you complete confidence.
- 5. State-of-the-art sound systems** and unequalled connectivity are available on nearly all Gradys. They are standard on most models.
- 6. Flush mount electronics areas** are standard on most models.
- 7. Exclusive feature: Enclosed head areas.** Every Grady-White 20 feet and over offers a head or head option. That's great comfort for all-day adventures.
- 8. Storage nets** under hardtop/T-top are easy to use, easy to get to, and perfect for stowing lots of items you can see and quickly locate, especially extra personal flotation devices (PFDs) in the bigger nets!
- 9. Comfortable seating** throughout the boat is second to none. Patented seating is offered on many models. Deluxe seating is fully adjustable. Flip-up seat bolsters are superior and available on many models. Electromechanically adjustable helm and companion seats easily retract or extend for additional comfort.
- 10. Wet bar with refrigerator,** sink, storage drawers, grill, and trash bin make a nice galley for entertaining with ease.
- 11. Every Grady-White is "unsinkable." All Grady-Whites have foam sprayed into the hull for level or basic flotation,** even though not required in boats 20 feet and over. This foam also adds strength, thermal insulation, and deadens sounds. There is no boat brand with better flotation properties.
- 12. Grady-White's nonskid surfaces** are everywhere you step, and really provide traction, while still easy to clean.
- 13. Cockpit side door with boarding ladder** makes the boat easily accessible for boarding from the dock or the water.
- 14. Patented foldaway aft seating** is available on most models, opening up more cockpit room. Big cockpits are a Grady-White signature feature.
- 15. Toe rails** are functional, easy to maintain, and provide additional safety when you lean over the gunwales.
- 16. Plenty of space to take the rods!** Every Grady-White incorporates rod storage in the gunwales. T-tops and hardtops often have additional rod racks included or optional.
- 17. Through-bolted 316 stainless steel hardware** is secured with locking nuts to make sure your hardware is long-lasting, low-maintenance, and secure.
- 18. Industry-leading heavy-duty fiberglass transom door** on applicable models is not only for big fish, it is a safety feature and provides easy access for tow sports, swimming, snorkeling, and more. Solid, 316 stainless transom door hardware is highlighted by an easy-to-use, oversized latch with a positive locking mechanism for added safety.
- 19. Grady-White signature feature: Insulated ice boxes and fish boxes** drain directly overboard by gravity on every Grady.
- 20. Grady-White signature feature: True self-bailing** boats direct water overboard by gravity. Underway, at rest, just sitting out in the rain, water goes overboard. All scuppers drain overboard. Inspection ports are watertight. All Grady-Whites have automatic bilge pumps, with two pumps on most models over 20 feet. Our dedication to self-bailing cockpit integrity is unparalleled.
- 21. Handholds** are where you naturally reach, for added safety.
- 22. Aluminum transom brace** is bonded and screwed to the top of the transom of most models, and through-bolted to the longitudinal stringer system. On integrated bracket models the bracing is through-bolted to the stringer system. All of this makes sure the Yamaha outboards are safe and secure on your transom.

(Some of these features are standard on the *Freedom 335*. To see standard and optional features on your specific model of interest visit gradywhite.com.)

VISIT
gradywhite.com



Grady-White reserves the right to discontinue models, or change prices, specifications, materials, equipment, colors, or designs at any time without incurring obligations. Weight and dimensions of models are approximate and may vary.

Fisherman 180

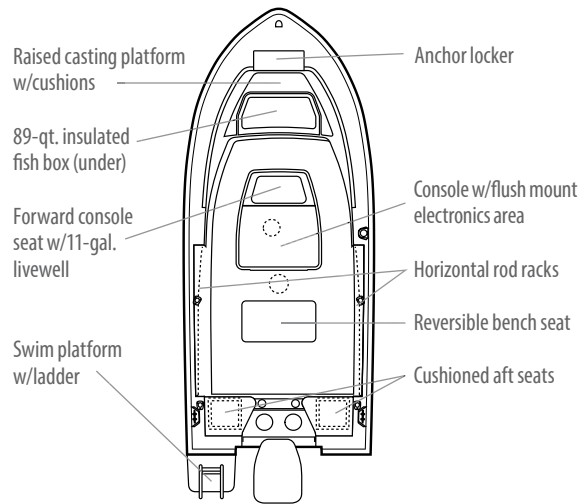
18' CENTER CONSOLE



Shown with optional features

Beam Amidships: 7'5" (2.26 m)
Center Line Length:
w/o Engine: 17'10" (5.44 m)
Bridge Clearance: 5'7" (1.70 m)
Cockpit Depth: 22" (0.56 m)
Hull Draft: 15" (0.38 m)

Transom Deadrise: 19 degrees
(SeaV²® progression)
Maximum HP: 150 (112 kW)
Fuel Capacity - Standard: 54 gal. (204 l)
Passenger Capacity: 7
Weight w/o Engine: 2150 lb. (975 kg)



Adventure 208

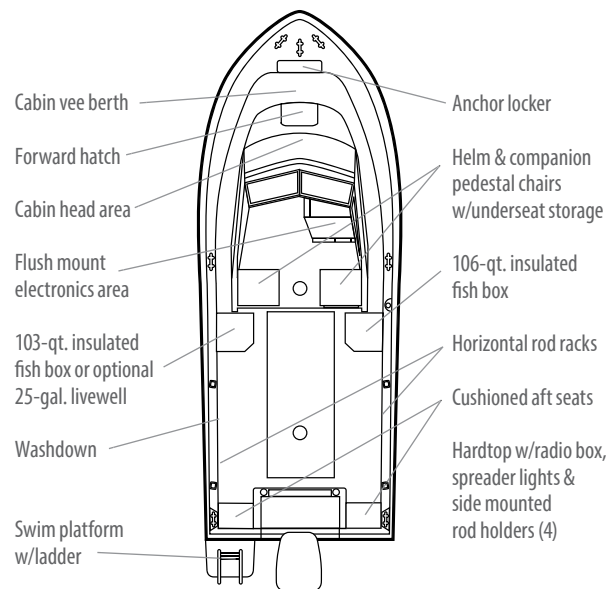
20' WALKAROUND CABIN



Shown with optional features

Beam Amidships: 8'1" (2.46 m)
Center Line Length
w/o Engine: 20'4" (6.20 m)
Bridge Clearance: 8' (2.44 m)
Cockpit Depth: 25" (0.64 m)
Hull Draft: 15" (0.38 m)

Transom Deadrise: 18 degrees
(SeaV²® progression)
Maximum HP: 250 (187 kW)
Fuel Capacity - Standard: 82 gal. (310 l)
Passenger Capacity: 8
Weight w/o Engine: 2900 lb. (1315 kg)



Freedom 215

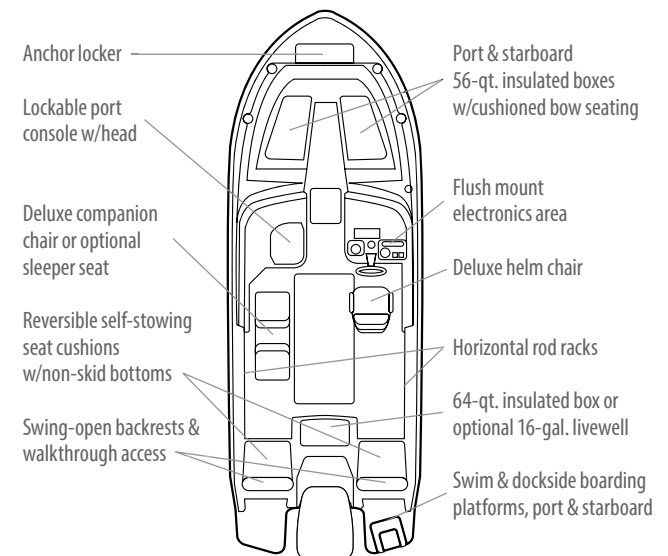
21' DUAL CONSOLE



Shown with optional features

Beam Amidships: 8'6" (2.59 m)
Center Line Length
w/o Engine: 21'3" (6.48 m)
(swim platforms not included)
LOA w/Swim Platforms: 23'3" (7.09 m)
Bridge Clearance: 5'4" (1.63 m)
Cockpit Depth: 25" (0.64 m)

Hull Draft: 16" (0.41 m)
Transom Deadrise: 19 degrees
(SeaV²® progression)
Maximum HP: 250 (187 kW)
Fuel Capacity - Standard: 80 gal. (303 l)
Passenger Capacity: 8
Weight w/o Engine: 3150 lb. (1429 kg)



Fisherman 216

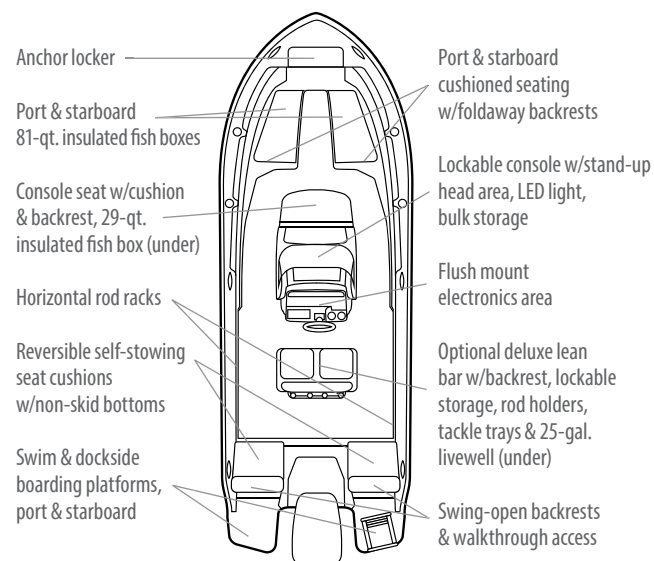
21' CENTER CONSOLE



Shown with optional features

Beam Amidships: 8'6" (2.59 m)
Center Line Length
w/o Engine: 21'3" (6.47 m)
(swim platforms not included)
LOA w/Swim Platforms: 23'3" (7.09 m)
Bridge Clearance: 6'7" (2.01 m)
w/T-top: 7'11" (2.41 m)
Cockpit Depth: 25" (0.64 m)

Hull Draft: 16" (0.41 m)
Transom Deadrise: 19 degrees
(SeaV²® progression)
Maximum HP: 250 (187 kW)
Fuel Capacity - Standard: 80 gal. (303 l)
Passenger Capacity: 8
Weight w/o Engine: 3125 lb. (1417 kg)



Gulfstream 232

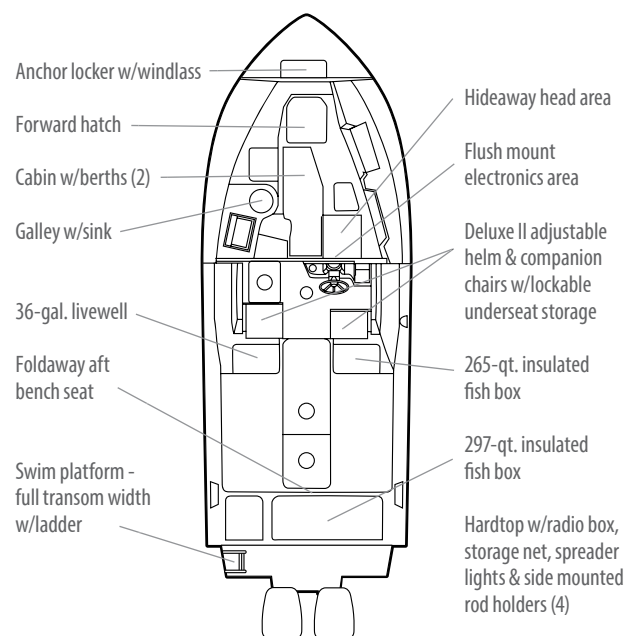
23' WALKAROUND CABIN



Shown with optional features

Beam Amidships: 9'3" (2.82 m)
Center Line Length
w/o Engine: 23'5" (7.14 m)
Bridge Clearance: 8'8" (2.64 m)
Cockpit Depth: 27" (0.69 m)
Hull Draft: 20" (0.51 m)

Transom Deadrise: 20 degrees
(SeaV²® progression)
Maximum HP: 400 (298 kW)
Fuel Capacity - Standard: 141 gal. (534 l)
Passenger Capacity: 10
Weight w/o Engine: 4605 lb. (2089 kg)



Freedom 235

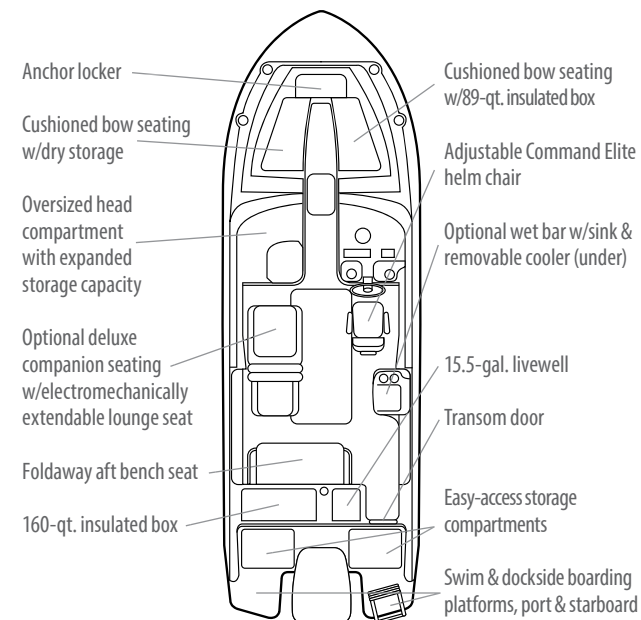
23' DUAL CONSOLE



Shown with optional features

Beam Amidships: 8'6" (2.59 m)
Center Line Length
w/o Engine: 23'7" (7.18 m)
(swim platforms not included)
LOA w/Swim Platforms: 25'7" (7.80 m)
Bridge Clearance: 5'7" (1.70 m)
w/Hardtop: 8' (2.44 m)
Cockpit Depth: 25" (0.64 m)

Hull Draft: 20" (0.51 m)
Transom Deadrise: 20 degrees
(SeaV²® progression)
Maximum HP: 300 (224 kW)
Fuel Capacity - Standard: 115 gal. (435 l)
Passenger Capacity: 10
Weight w/o Engine: 4050 lb. (1837 kg)



Fisherman 236

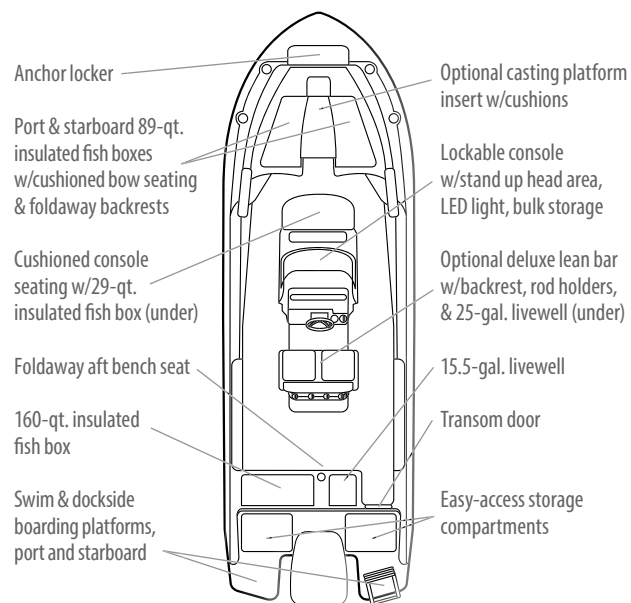
23' CENTER CONSOLE



Shown with optional features

Beam Amidships: 8'6" (2.59 m)
Center Line Length
w/o Engine: 23'7" (7.18 m)
(swim platforms not included)
LOA w/Swim Platforms: 25'7" (7.80 m)
Bridge Clearance: 8' (2.44 m)
Cockpit Depth: 25" (0.64 m)

Hull Draft: 18.5" (0.47 m)
Transom Deadrise: 20 degrees
(SeaV²® progression)
Maximum HP: 300 (224 kW)
Fuel Capacity - Standard: 115 gal. (435 l)
Passenger Capacity: 10
Weight w/o Engine: 3900 lb. (1769 kg)



251 CE

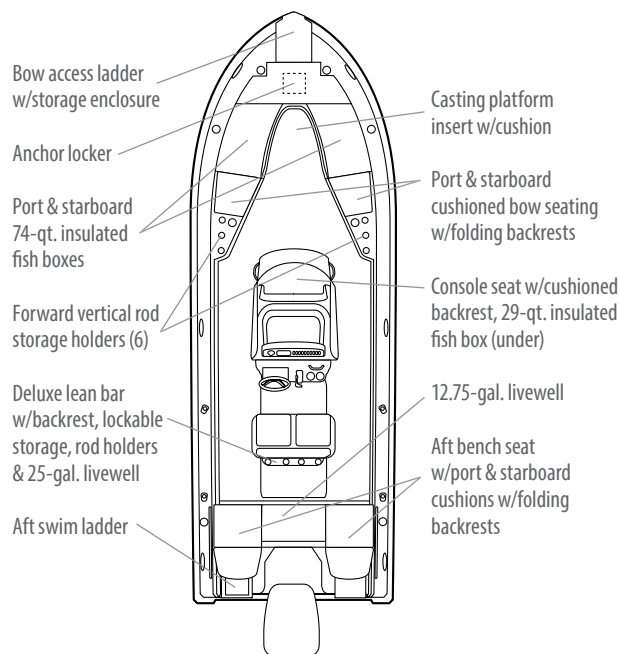
25' COASTAL EXPLORER



Shown with optional features

Beam Amidships: 8'6" (2.59 m)
Center Line Length
w/o Engine: 24'7" (7.49 m)
Bridge Clearance: 8'1" (2.46 m)
Cockpit Depth: 20" (0.51 m)
Hull Draft: 14" (0.36 m)

Transom Deadrise: 16 degrees
(SeaV²® progression)
Maximum HP: 300 (224 kW)
Fuel Capacity - Standard: 78 gal. (295 l)
Passenger Capacity: 10
Weight w/o Engine: 3715 lb. (1685 kg)



Freedom 255

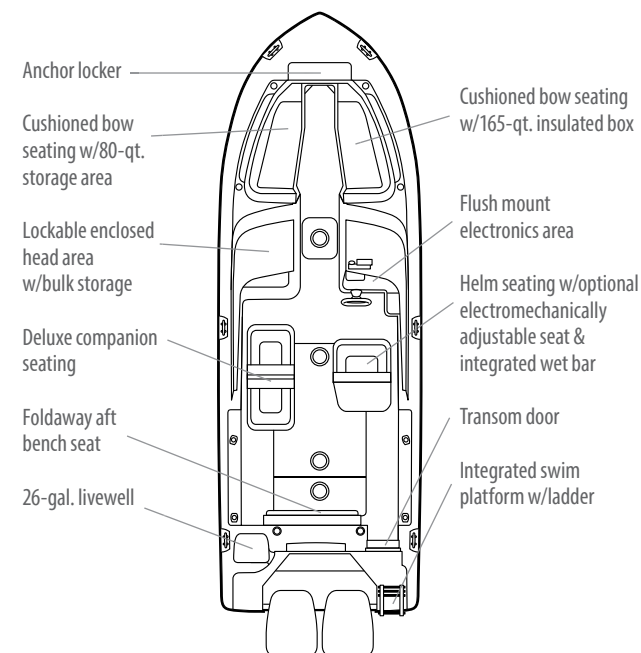
25' DUAL CONSOLE



Shown with optional features

Beam Amidships: 8'6" (2.59 m)
Center Line Length
w/o Engine: 24'9" (7.55 m)
Bridge Clearance: 7'10" (2.39 m)
Cockpit Depth: 27" (0.69 m)
Hull Draft: 20" (0.51 m)

Transom Deadrise: 20 degrees
(SeaV²® progression)
Maximum HP: 400 (298 kW)
Fuel Capacity - Standard: 135 gal. (511 l)
Passenger Capacity: 10
Weight w/o Engine: 4744 lb. (2152 kg)



Fisherman 257

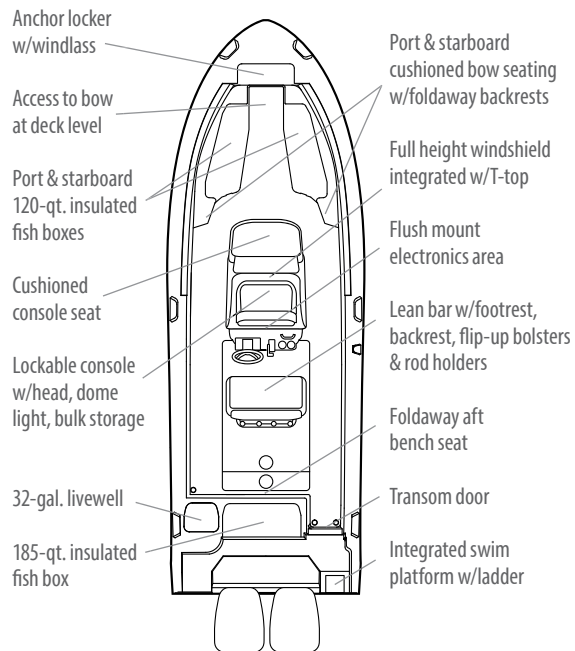
25' CENTER CONSOLE



Shown with optional features

Beam Amidships: 8'6" (2.59 m)
Center Line Length
w/o Engine: 24'9" (7.55 m)
Bridge Clearance: 8'5" (2.57 m)
Cockpit Depth: 27" (0.69 m)
Hull Draft: 20" (0.51 m)

Transom Deadrise: 20 degrees
(SeaV²® progression)
Maximum HP: 400 (298 kW)
Fuel Capacity - Standard: 135 gal. (511 l)
Passenger Capacity: 10
Weight w/o Engine: 4300 lb. (1951 kg)



Canyon 271

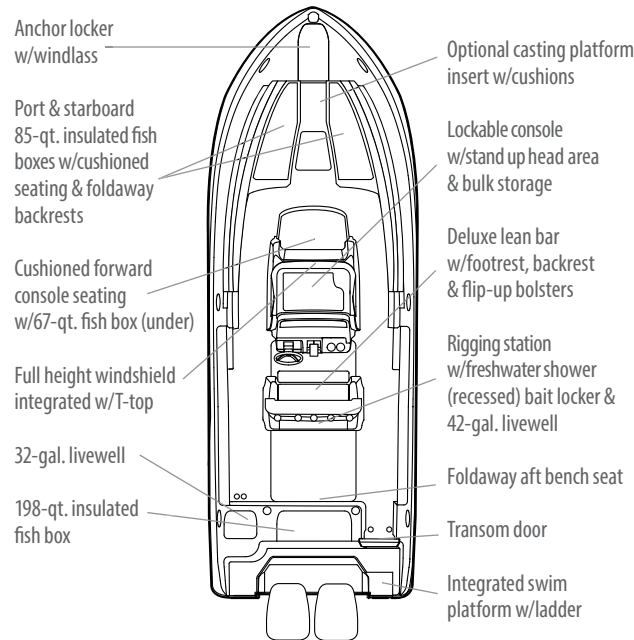
27' CENTER CONSOLE



Shown with optional features

Beam Amidships: 9'6" (2.89 m)
Center Line Length
w/o Engines: 26'10" (8.18 m)
Bridge Clearance: 7'10" (2.39 m)
Cockpit Depth: 27" (0.69 m)
Hull Draft: 23" (0.58 m)

Transom Deadrise: 20 degrees
(SeaV²® progression)
Maximum HP: 600 (448 kW)
Fuel Capacity - Standard: 186 gal. (704 l)
Weight w/o Engines: 5914 lb. (2683 kg)



Freedom 275

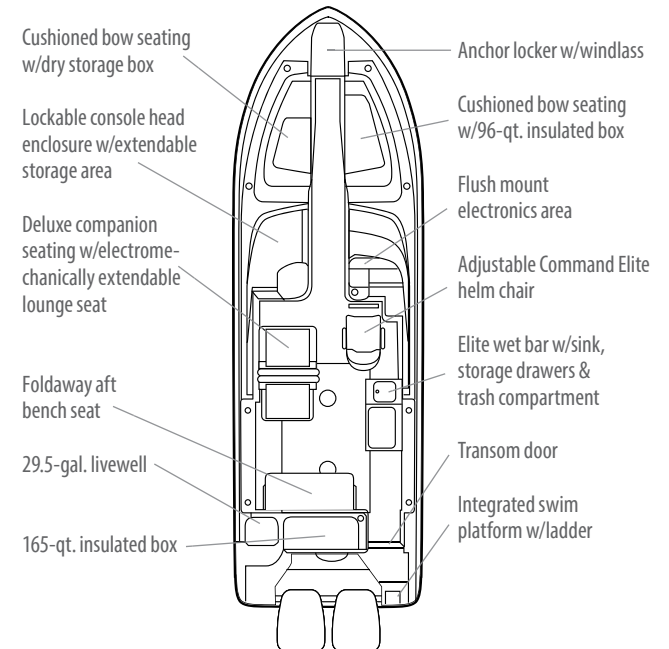
27' DUAL CONSOLE



Shown with optional features

Beam Amidships: 8'6" (2.59 m)
Center Line Length
w/o Engines: 26'11" (8.20 m)
Bridge Clearance: 8'1" (2.46 m)
Cockpit Depth: 27" (0.69 m)
Hull Draft: 20" (0.51 m)

Transom Deadrise: 19 degrees
(SeaV²® progression)
Maximum HP: 400 (298 kW)
Fuel Capacity - Standard: 184 gal. (696 l)
Weight w/o Engines: 4972 lb. (2255 kg)



Freedom 285

28' DUAL CONSOLE

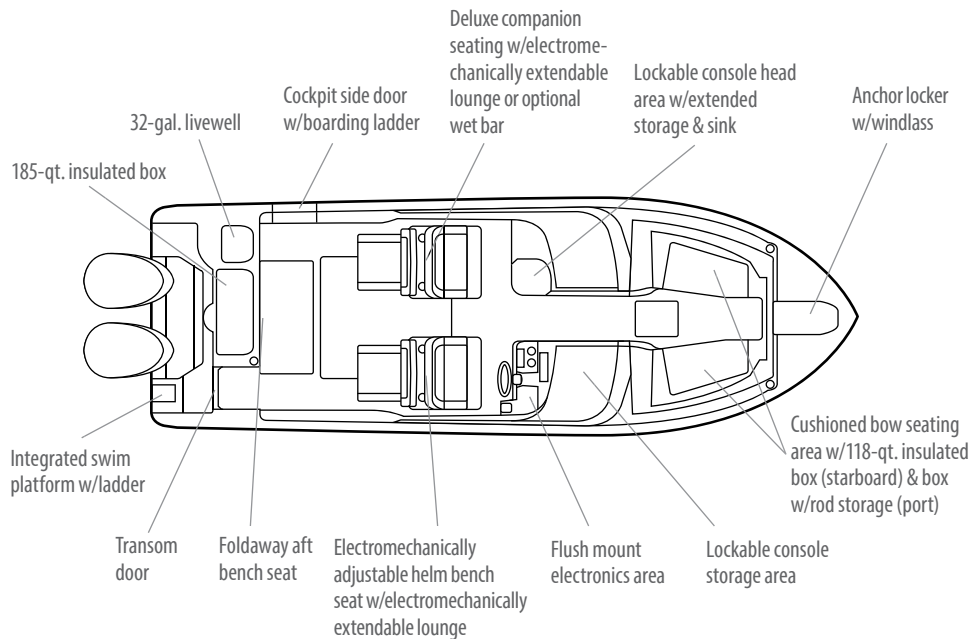


Shown with optional features

Beam Amidships: 9'6" (2.89 m)
Center Line Length
w/o Engines: 28' (8.53 m)
Bridge Clearance: 8'3" (2.51 m)

Cockpit Depth: 27" (0.69 m)
Hull Draft: 22" (0.56 m)
Transom Deadrise: 19 degrees
(SeaV²® progression)

Maximum HP: 600 (448 kW)
Fuel Capacity - Standard: 214 gal. (810 l)
Weight w/o Engines: 6500 lb. (2948 kg)



Marlin 300

30' WALKAROUND CABIN

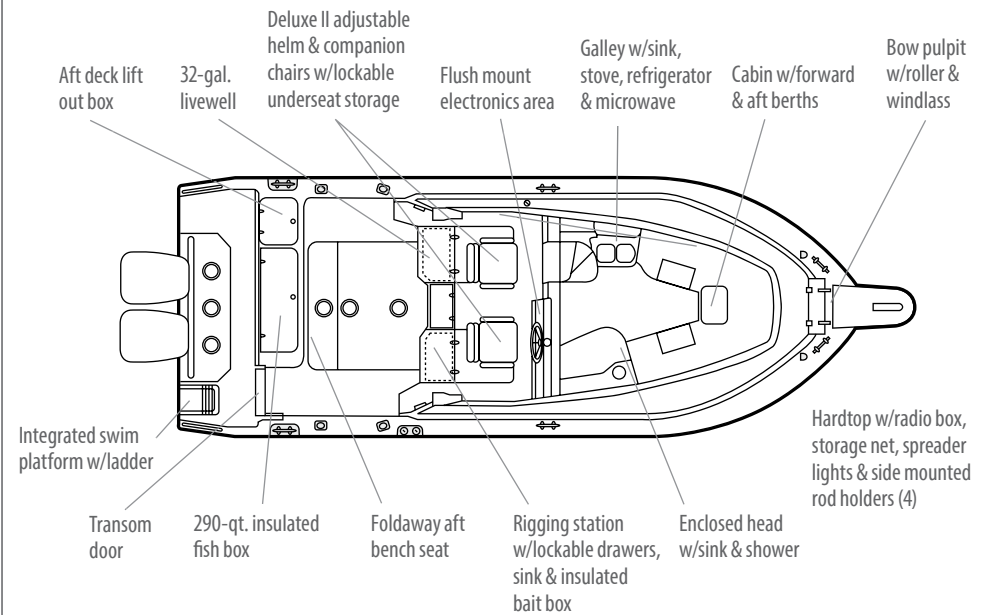


Shown with optional features

Beam Amidships: 10'7" (3.23 m)
Center Line Length
w/o Engines: 30'6" (9.30 m)
Bridge Clearance: 9'9" (2.97 m)

Cockpit Depth: 29" (0.74 m)
Hull Draft: 23" (0.58 m)
Transom Deadrise: 19.5 degrees
(SeaV²® progression)

Maximum HP: 700 (522 kW)
Fuel Capacity - Standard: 282 gal. (1067 l)
Weight w/o Engines: 8221 lb. (3729 kg)



Canyon 306

30' CENTER CONSOLE

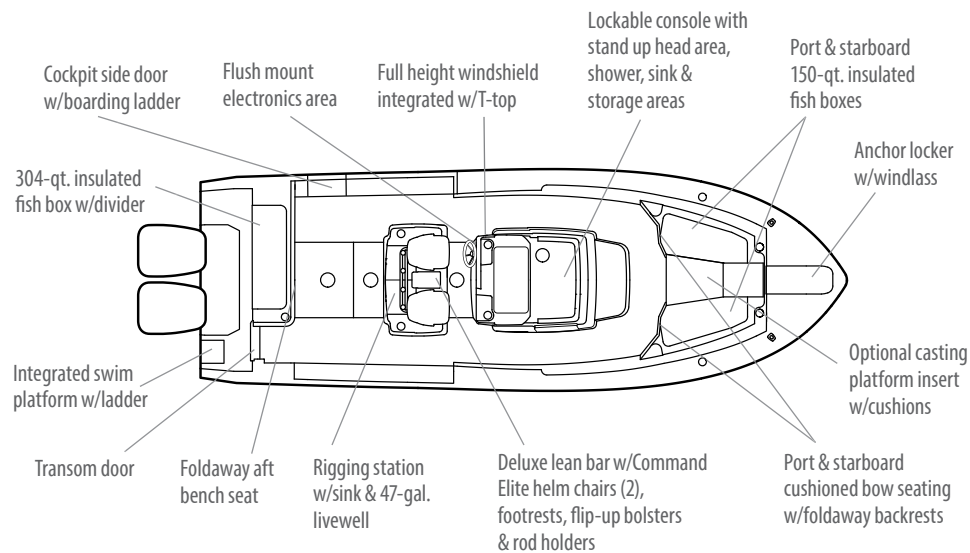


Shown with optional features

Beam Amidships: 10'7" (3.23 m)
Center Line Length
w/o Engines: 30'6" (9.30 m)
Bridge Clearance: 8'7" (2.62 m)

Cockpit Depth: 27" (0.69 m)
Hull Draft: 21" (0.53 m)
Transom Deadrise: 19.5 degrees
(SeaV²® progression)

Maximum HP: 700 (522 kW)
Fuel Capacity - Standard: 290 gal. (1098 l)
Weight w/o Engines: 6950 lb. (3152 kg)



Freedom 307

30' DUAL CONSOLE

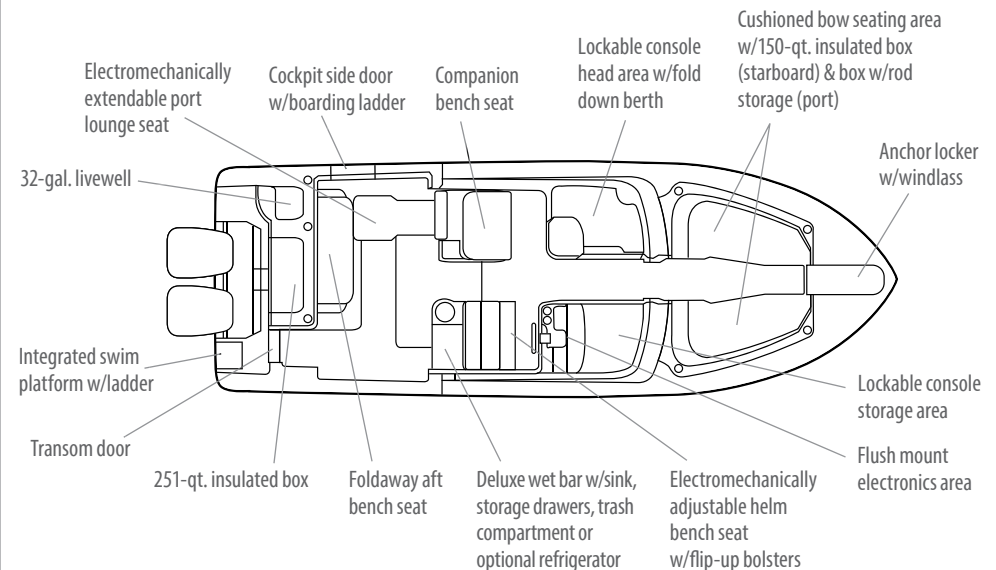


Shown with optional features

Beam Amidships: 10'7" (3.23 m)
Center Line Length
w/o Engines: 30'6" (9.30 m)
Bridge Clearance: 8'6" (2.59 m)

Cockpit Depth: 27" (0.69 m)
Hull Draft: 22" (0.56 m)
Transom Deadrise: 19.5 degrees
(SeaV²® progression)

Maximum HP: 700 (522 kW)
Fuel Capacity - Standard: 234 gal. (886 l)
Weight w/o Engines: 8350 lb. (3787 kg)



Freedom 325

32' DUAL CONSOLE



Shown with optional features

Beam Amidships: 10'9" (3.28 m)

Center Line Length

w/o Engines: 31'2" (9.50 m)

(swim platforms not included)

LOA w/Swim Platforms: 33'1" (10.08 m)

Bridge Clearance: 8'7" (2.62 m)

Cockpit Depth: 27" (0.69 m)

Hull Draft: 24" (0.61 m)

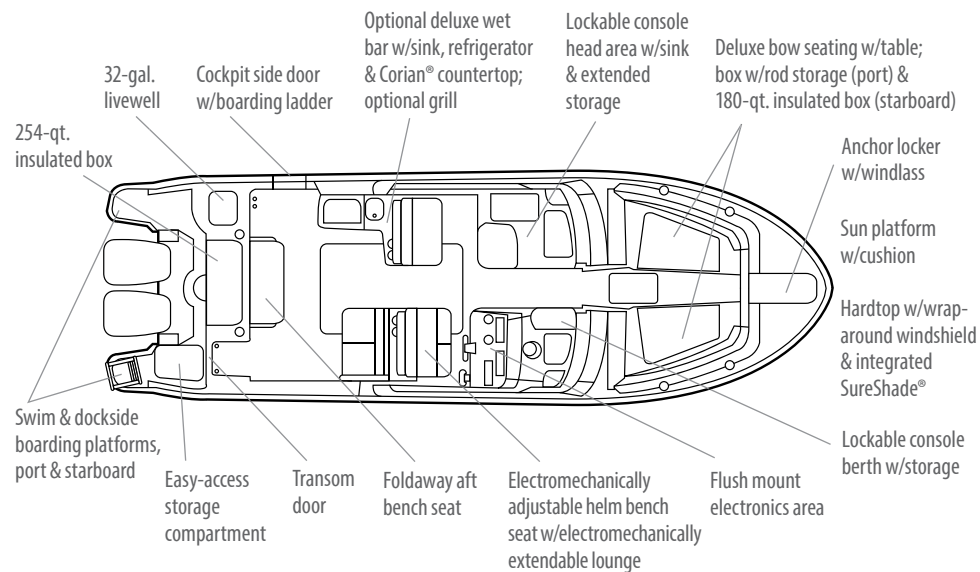
Transom Deadrise: 20 degrees

(SeaV²® progression)

Maximum HP: 700 (522 kW)

Fuel Capacity - Standard: 288 gal. (1090 l)

Weight w/o Engines: 9300 lb. (4218 kg)



Canyon 326

32' CENTER CONSOLE



Shown with optional features

Beam Amidships: 10'9" (3.28 m)

Center Line Length

w/o Engines: 31'2" (9.50 m)

(swim platforms not included)

LOA w/Swim Platforms: 33'1" (10.08 m)

Bridge Clearance: 9'5" (2.87 m)

Cockpit Depth: 26" (0.66 m)

Hull Draft: 24" (0.61 m)

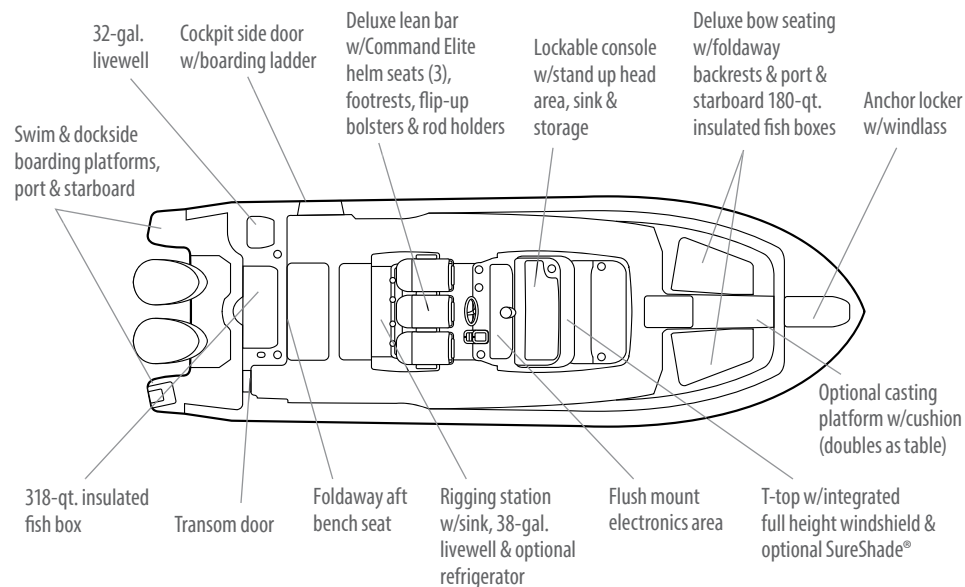
Transom Deadrise: 20 degrees

(SeaV²® progression)

Maximum HP: 700 (522 kW)

Fuel Capacity - Standard: 327 gal. (1238 l)

Weight w/o Engines: 8500 lb. (3856 kg)



Express 330

33' EXPRESS CABIN



Shown with optional features

Beam Amidships: 11'7" (3.53 m)

Center Line Length

w/o Engines: 33'6" (10.21 m)

Bridge Clearance: 9'10" (3.00 m)

Cockpit Depth: 29" (0.74 m)

Hull Draft: 25" (0.64 m)

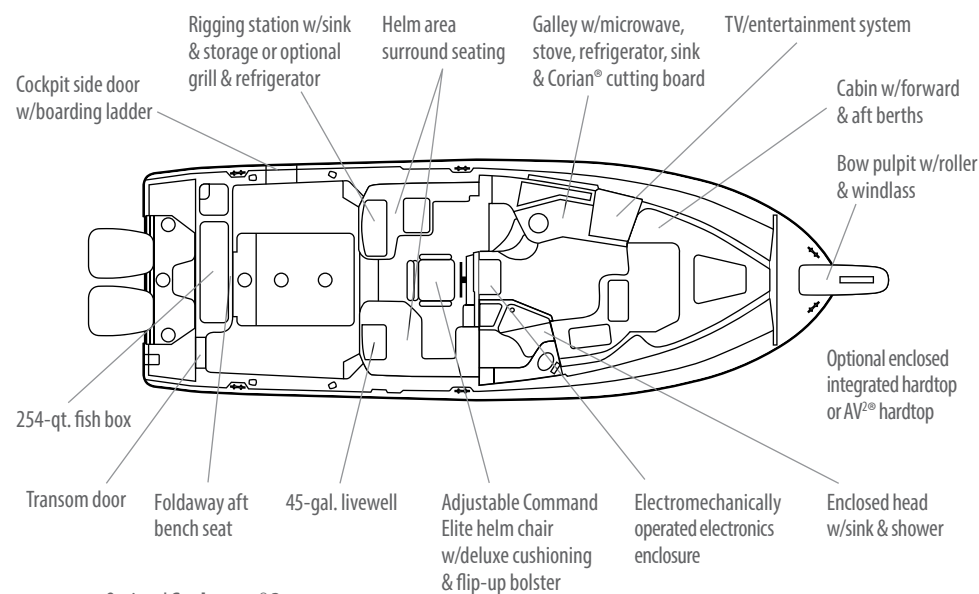
Transom Deadrise: 20 degrees

(SeaV²® progression)

Maximum HP: 850 (634 kW)

Fuel Capacity - Standard: 331 gal. (1253 l)

Weight w/o Engines: 10,840 lb. (4917 kg)



Optional **Seakeeper® 3**

For complete details visit gradywhite.com

Freedom 335

33' DUAL CONSOLE



Shown with optional features

Beam Amidships: 11'7" (3.53 m)

Center Line Length

w/o Engines: 33'6" (10.21 m)

Bridge Clearance: 9'5" (2.87 m)

Cockpit Depth: 29" (0.74 m)

Hull Draft: 26" (0.66 m)

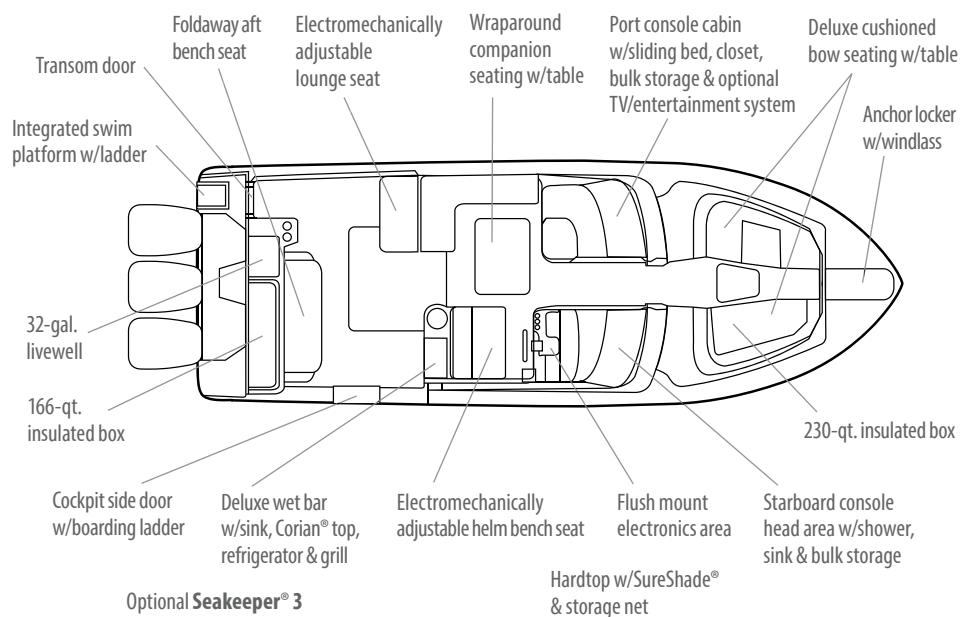
Transom Deadrise: 20 degrees

(SeaV²® progression)

Maximum HP: 900 (671 kW)

Fuel Capacity - Standard: 293 gal. (1109 l)

Weight w/o Engines: 13,090 lb. (5938 kg)



Optional **Seakeeper® 3**

Canyon 336

33' CENTER CONSOLE

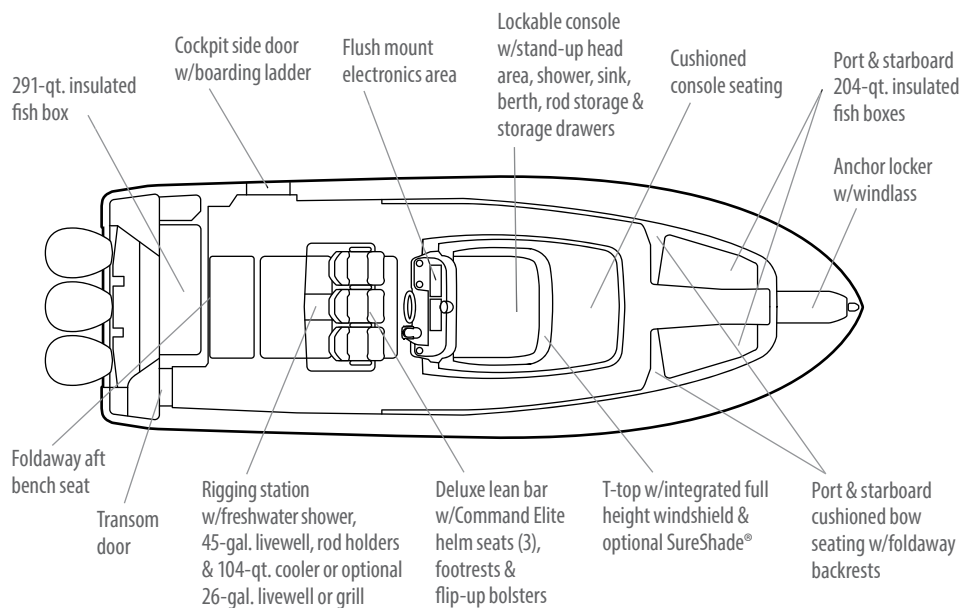


Shown with optional features

Beam Amidships: 11'7" (3.53 m)
Center Line Length
w/o Engines: 33'6" (10.21 m)
Bridge Clearance: 9'4" (2.84 m)

Cockpit Depth: 29" (0.74 m)
Hull Draft: 26" (0.66 m)
Transom Deadrise: 20 degrees
(SeaV²® progression)

Maximum HP: 900 (671 kW)
Fuel Capacity - Standard: 361 gal. (1367 l)
Weight w/o Engines: 10,100 lb. (4581 kg)



Optional **Seakeeper® 3**

For complete details visit gradywhite.com

Express 370

37' EXPRESS CABIN

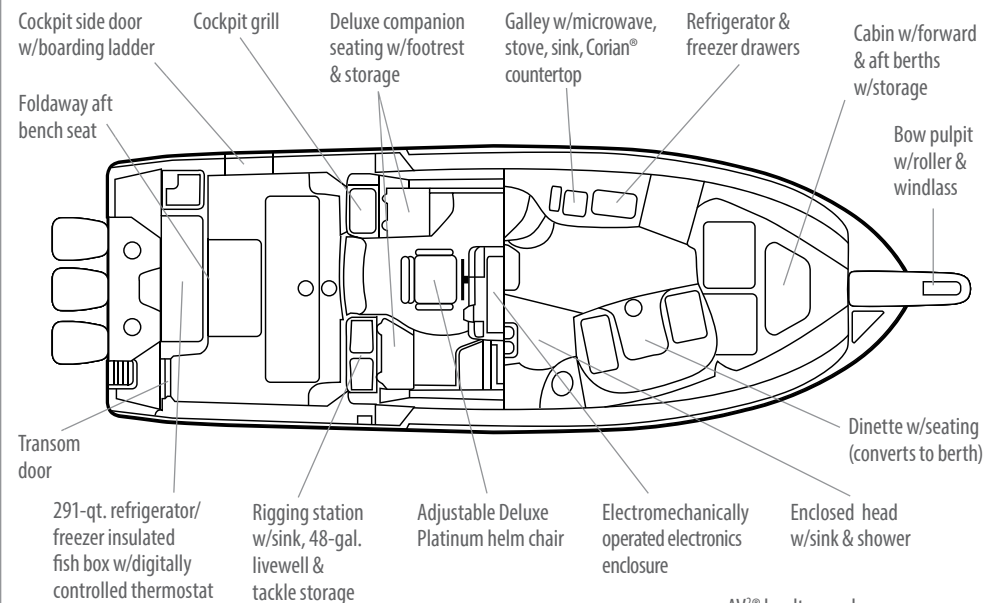


Shown with optional features

Beam Amidships: 13'2" (4.01 m)
Center Line Length
w/o Engines: 36'7" (11.15 m)
Bridge Clearance: 10'9" (3.28 m)

Cockpit Depth: 28" (0.71 m)
Hull Draft: 29" (0.74 m)
Transom Deadrise: 20 degrees
(SeaV²® progression)

Maximum HP: 1275 (951 kW)
Fuel Capacity - Standard: 344 gal. (1302 l)
Weight w/o Engines: 15,224 lb. (6905 kg)



Equipped w/**Seakeeper® 5**

AV²® hardtop enclosure w/SureShade®

Freedom 375

37' DUAL CONSOLE



Shown with optional features

Beam Amidships: 13'2" (4.01 m)

Center Line Length

w/o Engines: 36'7" (11.15 m)

Bridge Clearance: 9'11" (3.02 m)

Cockpit Depth: 28" (0.71 m)

Hull Draft: 29" (0.74 m)

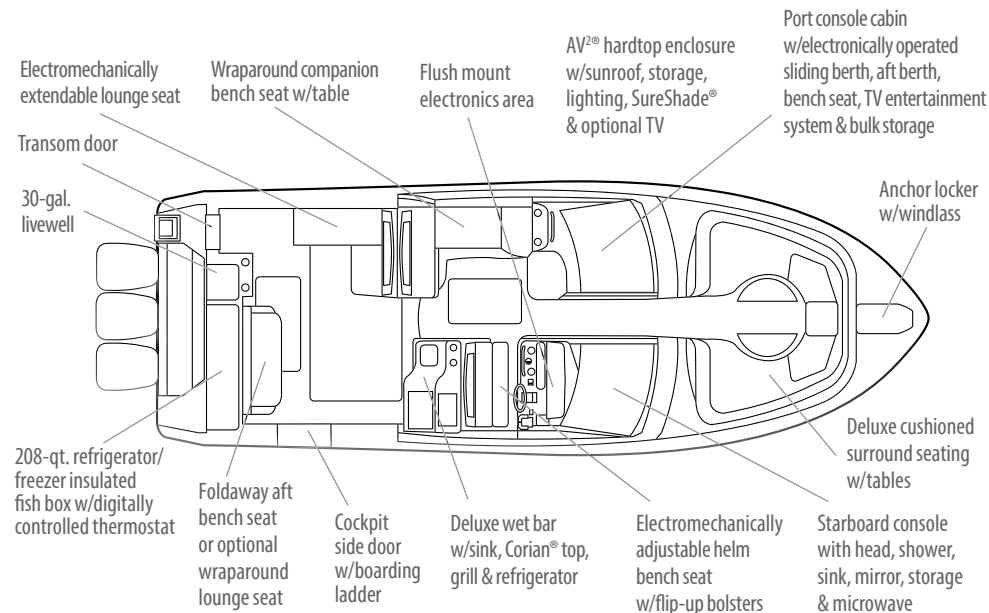
Transom Deadrise: 20 degrees

(SeaV²® progression)

Maximum HP: 1275 (951 kW)

Fuel Capacity - Standard: 320 gal. (1211 l)

Weight w/o Engines: 16,250 lb. (7370 kg)



Equipped w/Seakeeper® 5

For complete details visit gradywhite.com

Canyon 376

37' CENTER CONSOLE



Shown with optional features

Beam Amidships: 13'2" (4.01 m)

Center Line Length

w/o Engines: 36'7" (11.15 m)

Bridge Clearance: 8'6" (2.59 m)

Cockpit Depth: 28" (0.71 m)

Hull Draft: 29" (0.74 m)

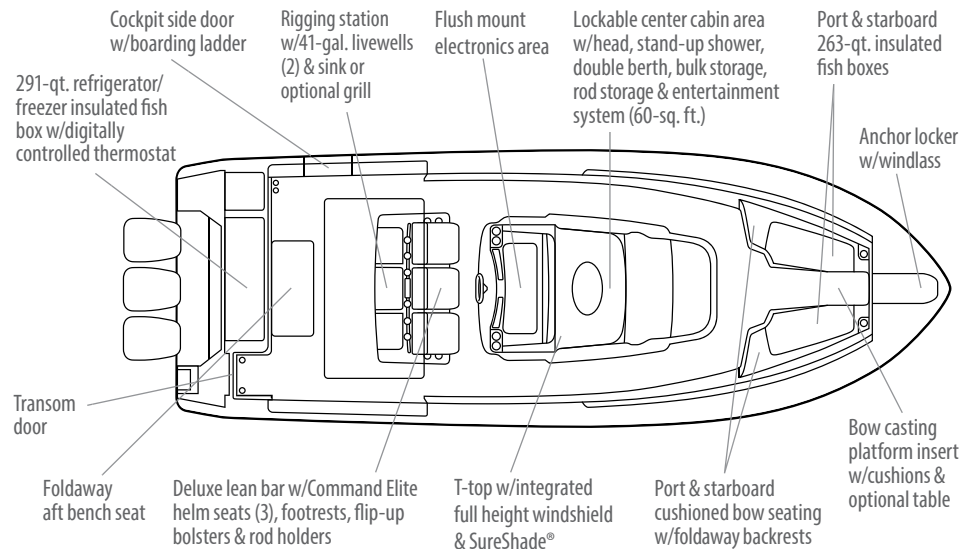
Transom Deadrise: 20 degrees

(SeaV²® progression)

Maximum HP: 1275 (951 kW)

Fuel Capacity - Standard: 400 gal. (1514 l)

Weight w/o Engines: 13,533 lb. (6138 kg)



Equipped w/Seakeeper® 5

Canyon 456

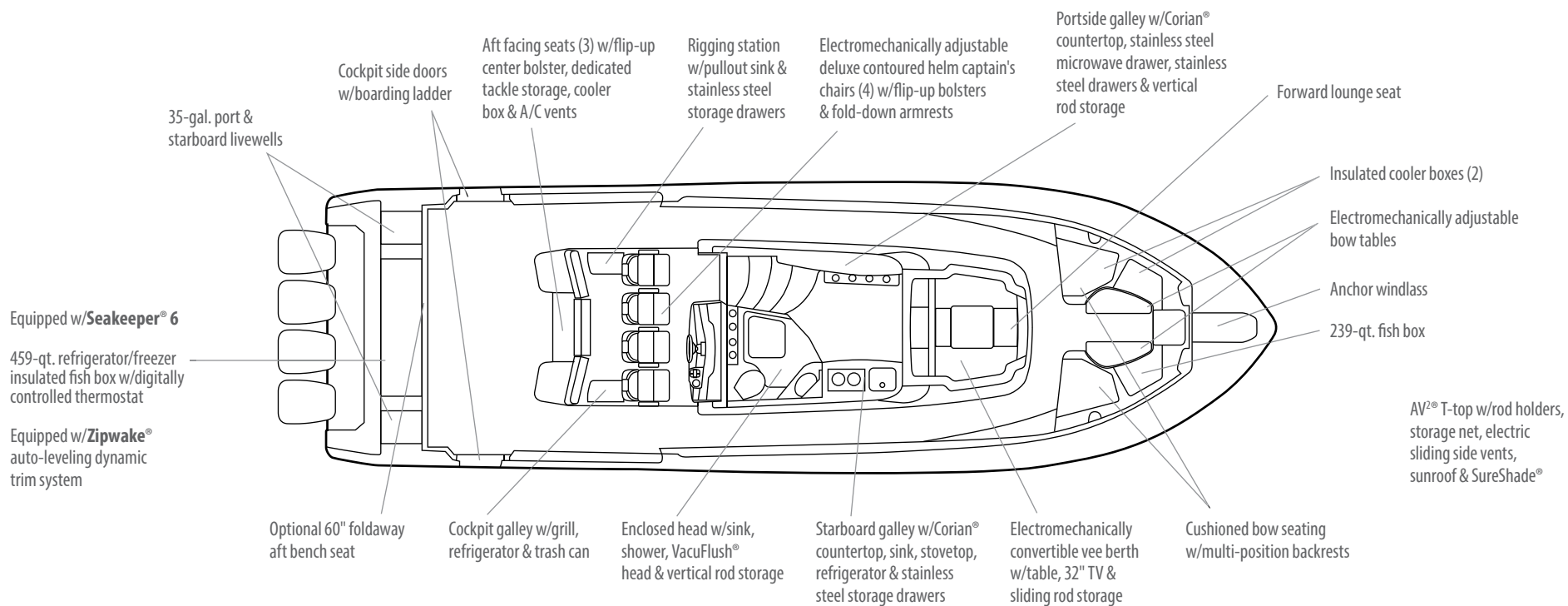
45' CENTER CONSOLE

Beam Amidships: 14' (4.27 m)
Center Line Length
w/o Engines: 45' (13.72 m)
Bridge Clearance: 10'5" (3.18 m)
Cockpit Depth: 28" (0.71 m)
Hull Draft: 30" (0.76 m)
Transom Deadrise: 21 degrees
(SeaV²® progression)

Maximum HP: 1700 (1268 kW)
Fuel Capacity - Standard: 616 gal. (2332 l)
Weight w/o Engines: 24,500 lb. (11,113 kg)



Shown with optional features



GRADY-WHITE COLOR OPTIONS

HULL GELCOAT



Classic Grady White



Celestial Blue



Coastal Fog



Ocean Mist



Sand



Sea Glass

HULL PAINT



Cape Gray



Harbor Blue



Seaport Blue

Grady-White offers three colors of hull paint and five gelcoat colors as factory options for every boat, along with our classic Grady-White cream-colored hull. Engines come standard in Yamaha gray; white or unpainted engines are available for select horsepower units.* Ask your dealer or see gradywhite.com for details.

*Hull and engine colors shown are approximate.

ENGINE COLORS

Yamaha Factory Painted Engines
Signature Gray (standard)
Pearlescent White (optional for 300 or 425 engines)
Unpainted (available for custom color 425 engines)



CAPTAIN GRADY APP

An onboard **how-to** guide.

This confidence-building, one-of-a-kind breakthrough digital boat systems and operations guide for iPad and iPhone makes a Grady-White the easiest boat to operate in the world!

Confidence? Grady-White has an app for that! Captain Grady has all the detail, all the answers, all the time, and with any new Grady-White, he's available right at your fingertips. This app provides information and video demonstrations that make boat operation so simple, even an inexperienced, first-time operator can look like a pro!

Captain Grady is the most comprehensive and detailed boat information tool for owners in the marine industry today, delivering confidence your family can count on.

To take a look at this amazing, confidence inspiring app, ask your dealer for a demo. There is nothing like Captain Grady to help you and everyone in the family enjoy your new Grady-White!





GRADY-WHITE BOATS

Exceptional attention to detail.

gradywhite.com

©2021 Grady-White Boats, Inc. • 252-752-2111